

Unscrew and remove license plate


Remove complete front bumper,
refer to 51 11 000

Version with foglight:

Remove foglight insert,
refer to 63 17 000

**Replace center section (support member) of front bumper:**

Unfasten screws (1) and remove license plate baseplate (2).

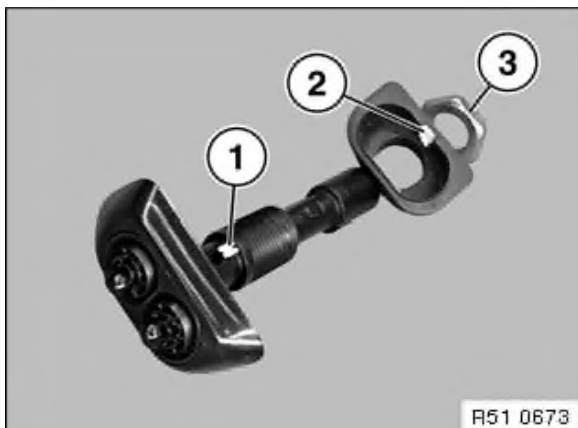


Version with headlight cleaning system:

Lift out detent (1) and remove hose connection (2).

Unfasten nut (3).

Remove spray nozzle (4) and left/right clamping ring (5).

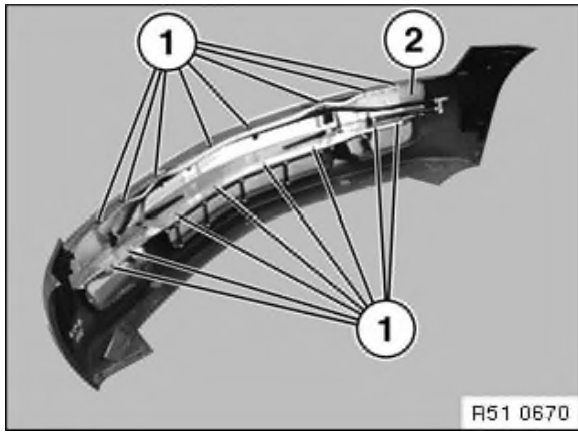


Version with headlight cleaning system:

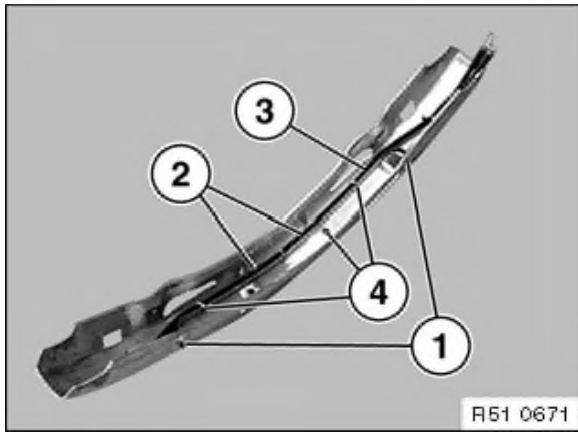
Installation:

Lug in spray nozzle (1) must be aligned with recess in
clamping ring (2).

Tighten with the nut (3).



Lift out expanding rivets (1) and remove bumper carrier (2).



Version with headlight cleaning system:

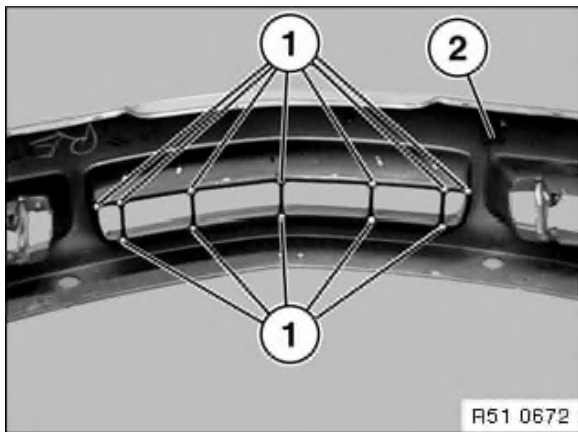
If necessary, unfasten expanding rivets (1) and screws (2).

Remove support member (3) with hoses, replace faulty cable ties (4) if necessary.



Note:

The operation "Removing center section of front bumper (support beam)" ends here.



Unfasten retaining washers and remove air grill.

Lift cover (2) off towing eye and unfasten catch band.