
*Note:*

Work step 00 00 250 comprises the engine oil and supplementary services.

Only the engine oil service will be described in these repair instructions.

For the supplementary service work steps, refer to the vehicle-specific inspection sheet.

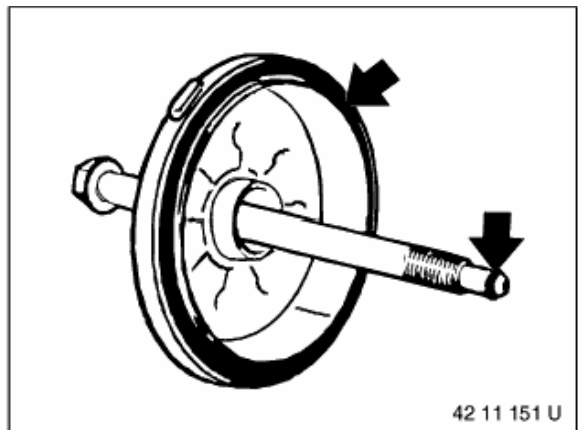
**Engine oil service:***Note:*

When the main flow oil-filter cover is released, the oil flows from the oil-filter housing back into the sump.

Unfasten oil filter cover.

*Installation:*

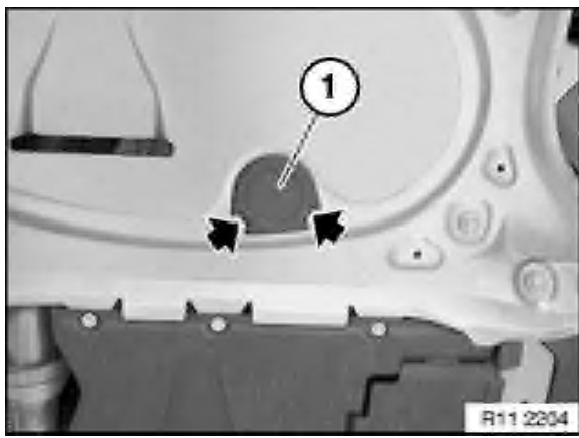
Tightening torque, 11 42 2AZ.

*Installation:*

Replace sealing ring in oil-filter cover and sealing ring on bolt.



Replace oil filter element (1).




Drain or draw off engine oil.

If engine oil is drained:

**E46 only**

Lever out cover (1) on side with a screwdriver.

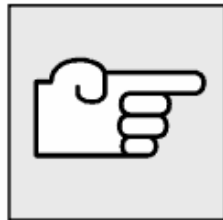


Open oil drain plug and drain off engine oil.

*Installation:*

Replace sealing ring.

Tightening torque, 11 13 1AZ.




Complete vehicle and set in horizontal position.

Top up engine oil.

Start engine and run at idle until oil indicator lamp goes out.

Switch off engine, wait approx. 5 minutes and then check engine oil level.

Top up engine oil if necessary.



**Supplementary service:**

Refer to vehicle-specific inspection sheet.