
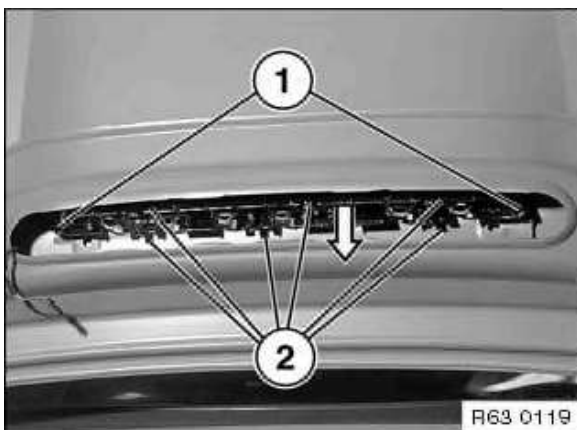



**Up to 04/99:**  
Open trunk lid.  
Unclip cover.



Remove connector (1).  
Release screws (2) and unclip socket strip.



Unscrew bolts (1).  
Unclip frame at clips (2).  
Lift lamp glass up to remove.



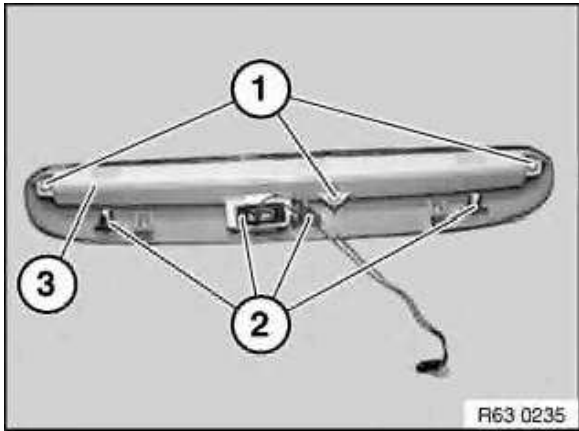
**From 04/99:**

Open trunk lid.

Remove covers (1) and release nuts.

Remove cover (2) and disconnect plug connection.

Pull out additional stop light towards top.



Release screws (1) and remove brake light (3).

**Installation:**

If necessary, replace seals (2).