



Remove hard top,
refer to 54 21 001.


Detach cover (1) on mounting plate towards front.




Release expansion rivets (1).




Release expansion rivets (1) on left and right.






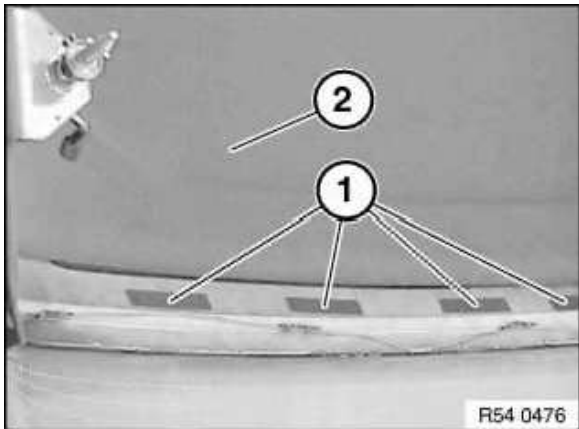
Release screws (1) and remove cover (2).
Remove panel, rear window frame, bottom,
refer to 54 21 090.



Pull off molded roof lining (2) from rubber seal at front (1)
towards inside.



Raise molded roof lining (1) at rear window and slide towards
front.



Installation:

There must be four Velcro-type strips (1) on the hard top
and roof lining (2).