


Take out first-aid kit if necessary.

Remove floor mat.

Without EH convertible top:

Remove and install socket housing for left tail light, refer to 63 21 055.




Version without electrohydraulic convertible top, without battery in the luggage compartment:

Unfasten screw (1) and take off bracket (2) for first-aid kit. Unfasten clip (3) and take out trunk wheel housing trim (4).

Installation:

Guide trunk wheel housing trim (4) into the rear apron trim (5) at the bottom.

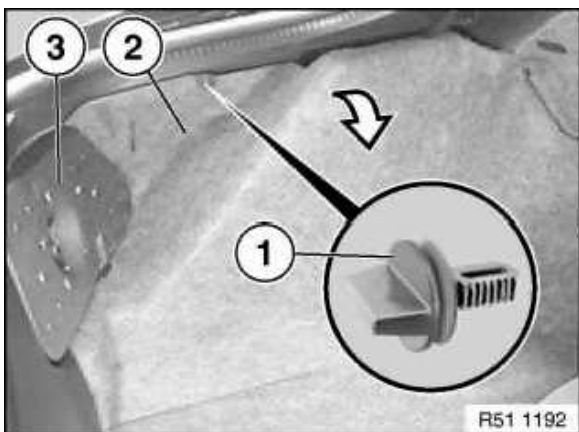


Version with battery in luggage compartment:

Unfasten clips (1) and remove trunk wheel housing trim (2).

Installation:

Guide trunk wheel housing trim (2) into the rear apron trim (3) and storage box (4) at the bottom.



Version with EH convertible top:

Release fastener (1) and remove trunk wheel housing trim (2).

Installation:

Feed in trunk wheel housing trim (2) behind socket housing (3) for tail light.