

Removing and installing both trim sections for front roof
pillar (A-pillar finishers),

refer to 51 43 201


Removing and installing both sun visors,

refer to 51 16 104

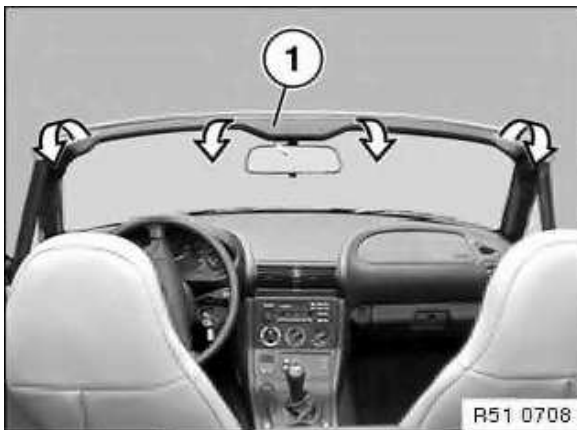
Removing and installing complete ceiling light,

refer to 63 31 000


Unfasten screw (1) on finisher strip (2).




Lift finisher strip (1) up sideways and remove.



Disconnect connector (1).





Only replace:

Lift cable (1) out of brackets (2).

Unfasten retaining disks (3) and remove bracket for interior light (4).