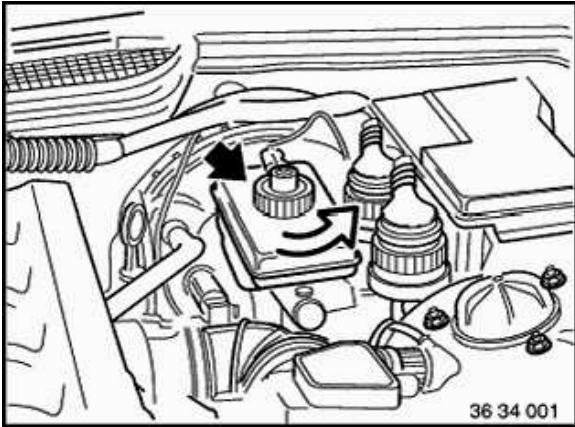


Caution!

Note "General Data",
refer to 34 00 ...

Draw brake fluid out of the expansion tank with a suction bottle,
which may only come into contact with brake fluid.


Do not reuse drawn out brake fluid.



Loosen mounting bolt (1) and pull out completely.

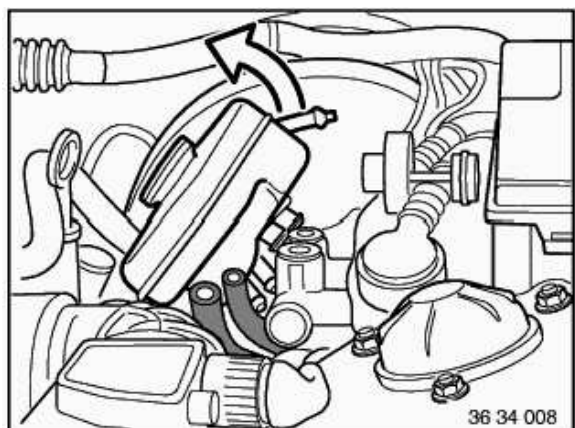
Installation:

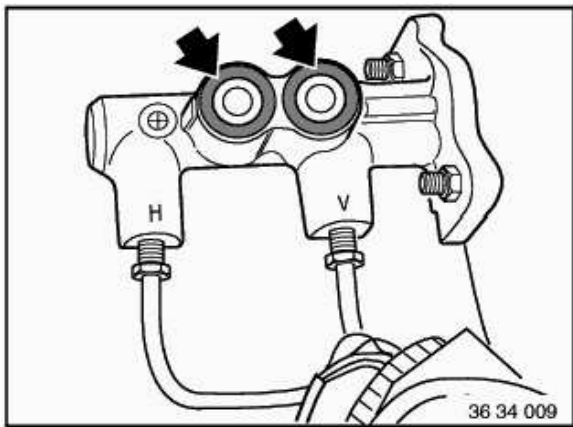
Tightening Torque,
refer to 34 31 3AZ




Disconnect expansion tank from brake master cylinder
(tandem) by tilting to side.

Plug connections on brake master cylinder for protection
against dust and dirt.

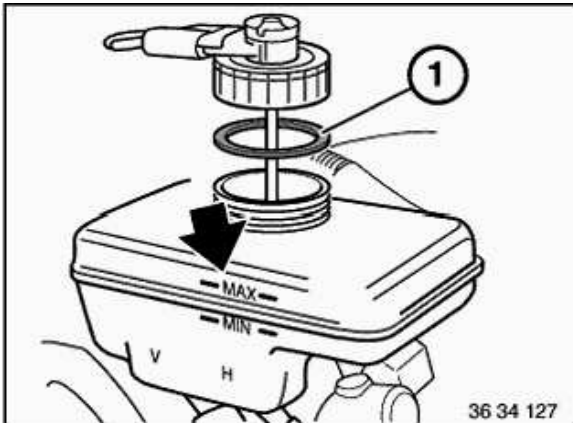




Coat sealing rings only with brake fluid.
Do not use ATE brake-cylinder paste.



Press tank into plugs with connectors as far as stop so that they are precisely perpendicular.



Fill expansion tank with new brake fluid until level reaches MAX mark (refer to specifications on BMW Operating Fluids).

Vehicle with ABS,
refer to 34 00 047.

Vehicle with ASC+T,
refer to 34 00 048

Correct fluid level. Watch seal (1).