



Turn off ignition.

Remove intake air manifold.


Press lock of air hose together and detach air hose (1) from air pipe (2).




Unhook pull rod (1) from ball head on servomotor side.




Unlock plug (1) and detach from throttle actuator (2).





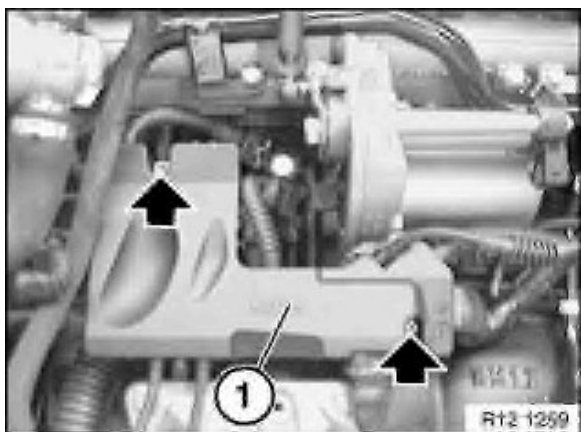
Release nuts and lay idle-speed control valve (1) to one side to gain access to screw connection of cable duct.



Release screw and remove manifold support (1).


*Installation:*

In order to avoid torsion stress on manifold, secure manifold support with screw but do not tighten down screw. Only tighten down screw when manifold is mounted on throttle assembly.



Release screws.

Lay cable duct (1) to one side.




Release screws (1).

Remove throttle actuator (2).


*Installation:*

Adjust full-load stop after installing throttle actuator. Adjusting the full-load stop is described in the section "Basic throttle adjustment".



*Installation:*

Check adapter sleeves (1) for damage and correct installation position.



*Note:*

Interrogate fault memory of DME control module.

Check stored fault messages.

Rectify faults.

Then clear fault memory.