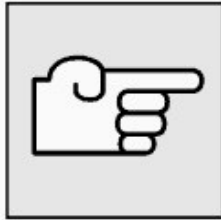


Remove fan clutch with fan impeller and fan cowl.



Remove coolant drain plug in engine block. Drain and dispose of coolant.

Installation:

Replace sealing ring on drain plug.

Tightening torque 11 11 5AZ.

Vent cooling system and check for leaks.


Remove intake filter housing with air-mass flow sensor.


Remove water hoses.



Open cable clamp (1).

Release screws on thermostat housing. Remove thermostat housing and thermostat.





Installation:

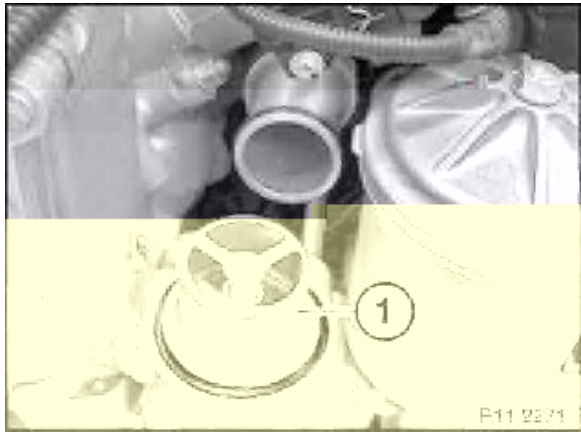
Keep sealing faces clean and free of oil.

Replace O-ring (1) on water pump and O-rings on connecting tube (2).

Coat O-rings on connecting tube (2) with water acting as antiseize agent.

Caution!

O-rings on connecting tube (2) can very easily be shorn off.



Installation:

Preassemble thermostat (1) as shown in illustration on water pump.